

⚡ Specifications

Nominal Voltage(V)

12V

Nominal Capacity

10 hour rate	(7.5A	to	10.80V)	75Ah
5 hour rate	(12.75A	to	10.20V)	63.75Ah
1 hour rate	(45A	to	9.60V)	45Ah
1C	(75A	to	9.60V)	47.5Ah

Weight

Approx. 24.2kg(53.24Lbs.)

Internal Resistance (at 1KHz)

Approx. 5 mΩ

Maximum Discharge Current for

5 seconds:900A

Charging Methods at 25°C (77°F)

Cycle use:

Charging Voltage 14.4 to 15.0V

Coefficient -5.0mV/°C/cell

Maximum Charging Current : 22.5A

Standby use:

Float Charging Voltage 13.5 to 13.8V

Coefficient -3.0mV/°C/cell

Operating Temperature Range

Charge -15°C(5°F) to 40°C(104°F)

Discharge -15°C(5°F) to 50°C(122°F)

Storage -15°C(5°F) to 40°C(104°F)

Charge Retention (shelf life) at 20°C(68°F)

1 month 98%

3 month 94%

6 month 85%

Case Material

ABS UL94 HB

Option: Flammability resistance of (UL94 V-0)

Design Life

12 Years.

Terminal

F8



⚡ Dimensions

Length (L)

260±²₁ (10.24±^{0.08}_{0.04})

Width (W)

170±²₁ (6.69±^{0.08}_{0.04})

Height (H)

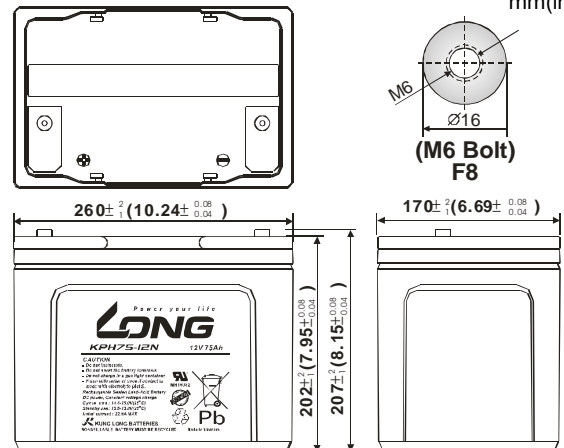
202±²₁ (7.95±^{0.08}_{0.04})

Overall Height (HT)

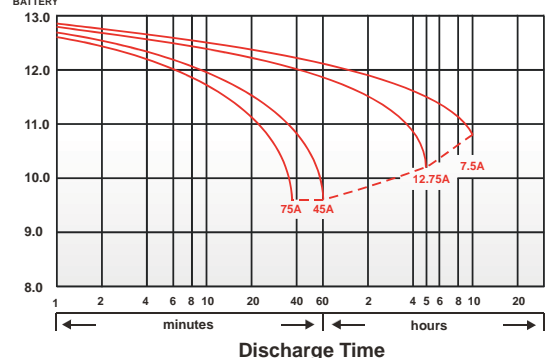
207±²₁ (8.15±^{0.08}_{0.04})

Description of torque value of hard ware for the terminals:

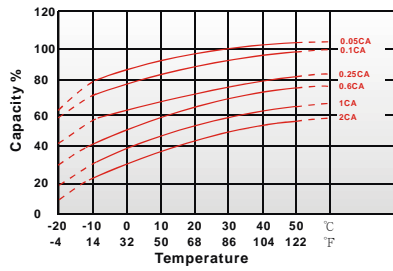
Recommended torque value M6: 7 N-m (71kgf-cm)
 Maximum allowable torque value M6: 10 N-m (102kgf-cm)
 mm(inch)



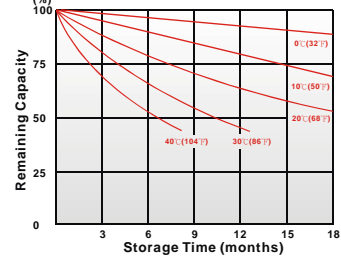
(V) FOR 12V BATTERY Discharge Time VS. Discharge Current (25°C)



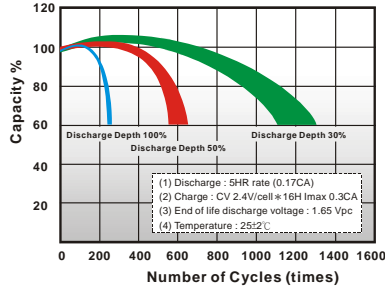
Effect of Temperature on Capacity 25°C (77°F)



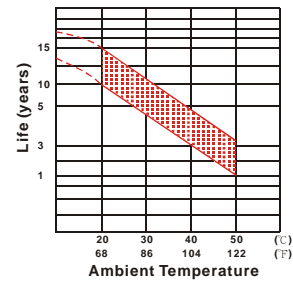
Capacity Retention Characteristic



Cycle Service Life



Trickle (or float) Service Life



- PERFORMANCE DATA

Discharge Rates in Watts to Various End Voltages at 25°C (77°F)

End Voltage		1.85V	1.80V	1.75V	1.70V	1.67V	1.65V	1.60V
2	min	570	630	680	735	775	790	800
4	min	500	570	622	660	690	697	705
5	min	480	530	573	608	633	642	650
6	min	454	499	543	580	600	608	615
8	min	398	440	480	495	510	518	525
10	min	380	400	415	426	435	442	448
15	min	292	311	326	333	340	345	350
20	min	232	250	261	265	268	270	270
30	min	177	187	197	201	203	204	205
40	min	140	145	150	152	153	153	154
45	min	129	134	136	138	139	139	140
60	min	97.1	97.9	98.4	98.7	98.9	99.0	99.0
90	min	68.8	70.0	70.9	71.7	72.2	72.5	72.8
120	min	54.6	56.5	57.4	57.7	58.0	58.2	58.4
180	min	37.7	38.3	38.8	39.1	39.3	39.4	39.5
240	min	29.5	30.0	30.5	30.7	30.9	31.0	31.1
300	min	24.1	24.4	24.6	24.8	24.9	25.0	25.0
480	min	16.4	16.7	16.9	17.0	17.1	17.1	17.2
600	min	13.7	14.2	14.7	14.9	15.1	15.2	15.2
1200	min	7.74	7.82	7.87	7.92	7.95	7.97	7.98

- Discharge Rates in Amperes to Various End Voltages at 25°C (77°F)

End Voltage		1.85V	1.80V	1.75V	1.70V	1.67V	1.65V	1.60V
2	min	308	355	400	440	455	470	480
4	min	270	325	370	385	395	404	407
5	min	258	298	330	350	365	377	387
6	min	245	280	310	335	350	358	364
8	min	216	245	270	290	306	314	321
10	min	202	217	228	238	248	257	264
15	min	155	170	184	189	194	197	199
20	min	124	138	147	151	153	155	157
30	min	95.0	100	102	105	107	109	110
40	min	72.7	77.0	79.1	80.7	82.0	83.1	83.7
45	min	66.7	70.4	71.5	72.7	73.5	74.3	75.0
60	min	51.0	53.0	54.0	54.9	55.5	55.9	56.6
90	min	35.8	36.7	37.5	38.3	38.8	39.3	39.8
120	min	27.8	29.0	29.8	30.2	30.6	30.8	31.0
180	min	19.5	20.4	20.9	21.1	21.3	21.4	21.5
240	min	15.2	15.7	16.0	16.2	16.3	16.3	16.4
300	min	12.7	13.0	13.2	13.4	13.6	13.7	13.8
480	min	8.53	8.88	9.20	9.22	9.23	9.24	9.24
600	min	7.20	8.00	8.01	8.01	8.02	8.02	8.02
1200	min	3.75	4.00	4.02	4.03	4.03	4.04	4.04

All data on the spec. sheet is an average value:

The tolerance range : $X < 6\text{min}$ (+15%~-15%), $6\text{min} \leq X < 10\text{min}$ (+12%~-12%), $10\text{min} \leq X < 60\text{min}$ (+8%~-8%), $X \geq 60\text{min}$ (+5%~-5%)

220922-1L