

LinkSide

Fiber Optic Pigtail - SM

Product code: 490101, 490104, 490118, 490120, 490123, 490125, 490128




A patch cord is a fiber optic cable used to attach one device to another for signal routing. Pigtail is the half of patch cord, Normally, there are 4 types connector: FC/SC/LC/ST.3. types ferrule: PC,UPC,APc...

FC stands for Fixed Connection. It is fixed by way of threaded barrel housing. FC connectors are generally constructed with a metal housing and are nickel-plated.



SC stands for Subscriber Connector- a general purpose push/pull style connector. It is a square, snap-in connector latches with a simple push-pull motion and is keyed.




LC patch cord is a fiber optic cable used to attach one device to another for signal routing. LC stands for Lucent Connector. It is a small form-factor fiber optic connector, half the size of the sc.




ST stands for Straight Tip- a quick release bayonet style connector. ST connectors are cylindrical with twist lock coupling. They are push-in and twist types




PC stands for Physical Contact. With the PC connector, the two fibers meet as they do with the flat connector, but the end faces are polished to be slightly curved or spherical. This eliminates the air gap and forces the fibers into contact



UPC stands for Ultra Physical Contact. The end faces are given an extended polishing for a better surface finish. These connectors are often used in digital, CATV, and telephony systems.

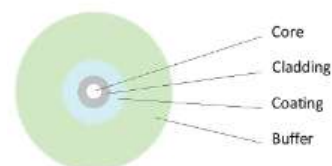


APC stands for Angled Physical Contact. The end faces are still curved, but they're angled at an industry-standard eight degrees. This maintains a tight connection. These connectors are preferred for CATV and analogue systems.



LinkSide

Fiber Parameter



ITEM		PARAMETER
Fiber type		G.652D
Mode Field Diameter	1310nm	9.2 _{-0.4}
	1550nm	10.4 _{+0.8}
Cladding Diameter		125.0 _{+1.0} um
Cladding Non-Circularity		<=1.0 %
Core-Cladding Concentricity Error		<=0.6um
Coating Diameter		242 ₊₇
Coating Non-Circularity		<=6.0um
Cladding-Coating Concentricity Error		<=12.0um
Cable Cutoff Wavelength		<=1260
Dispersion Coefficient	1310nm	<=3.0 ps/(nm*km)
	1550nm	<=18ps/(nm*km)
Zero dispersion wavelength		1302 nm<= λ _o <=1322nm
Zero dispersion Slope		0.091 ps/(nm*km)
Polarization Mode Dispersion(PMD)	PMD Maximum Individual fiber	<=0.2 ps/ \sqrt{km}
	PMD Design Link Value	<=0.08 ps/ \sqrt{km}
Attenuation (max.)	1310nm	<=0.36 db/km
	1550nm	<=0.22 db/km

Cable parameters

ITEM		PARAMETER
Outer cable	Outer Diameter	0.9
	Material	PVC/LSZH
	Color	Usually White. (Or Blue, Orange, Blue,Brown, Grey, White, Red,Black,Yellow, Purple, Pink, Aqua optional)
Drug times	500	
Operate Temperature	-20~+60	
Storage Temperature	-20~+60	